

# Waves - II



**Note :** The notes given in this file is no substitute to the much detailed discussion held in the online/contact classes with active participation of students. It , at best, serves the purpose of ready reference for important concepts/derivations covered in the classes.

## Waves - II

Stationary waves ( theory )

Stationary waves in open pipe

Stationary waves ( strings )

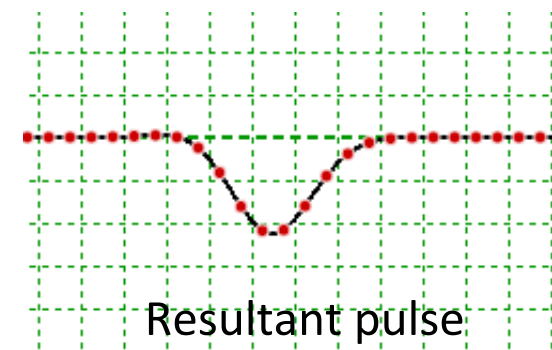
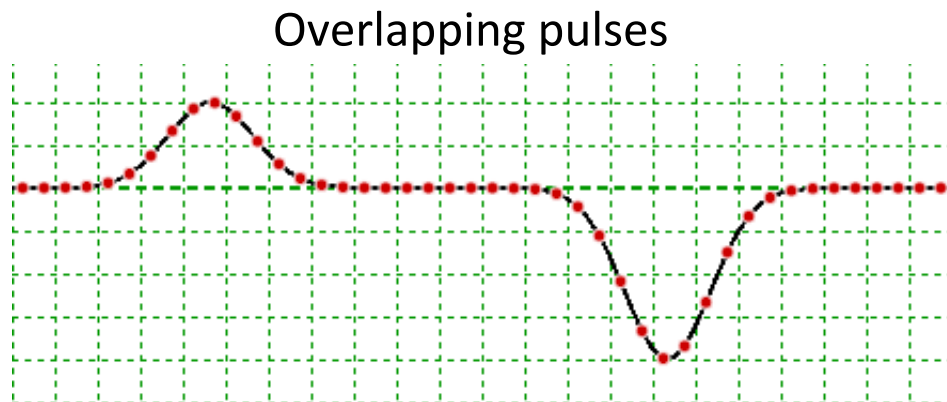
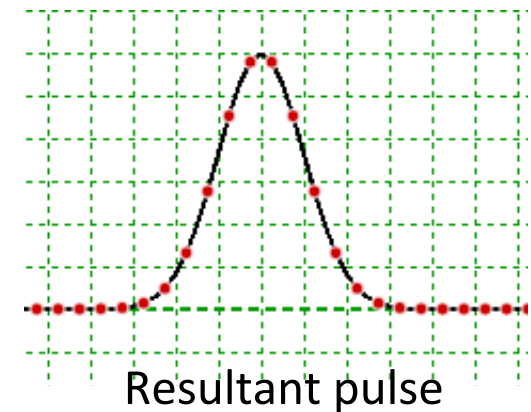

Stationary waves in a closed pipe

Laws of transverse waves in a string

Resonance column experiment

## Principle of superposition

- When two or more pulses overlap each other then the resultant displacement is the algebraic sum of the individual displacement due to each pulse.

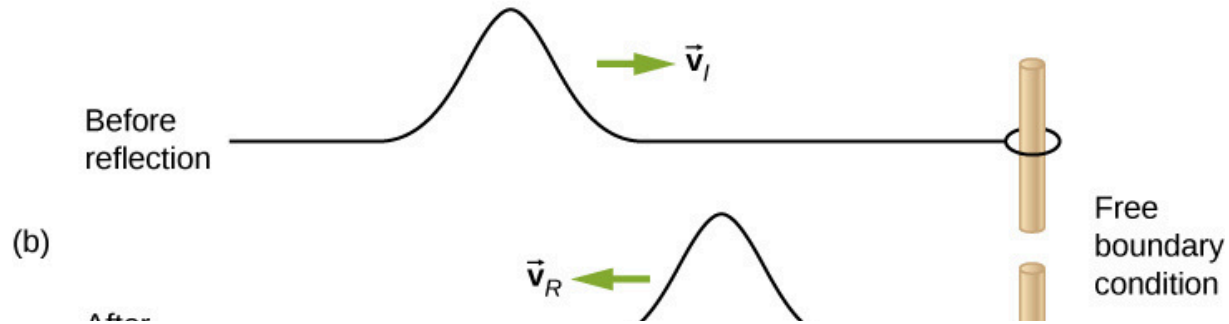


[Click here for simulation](#)

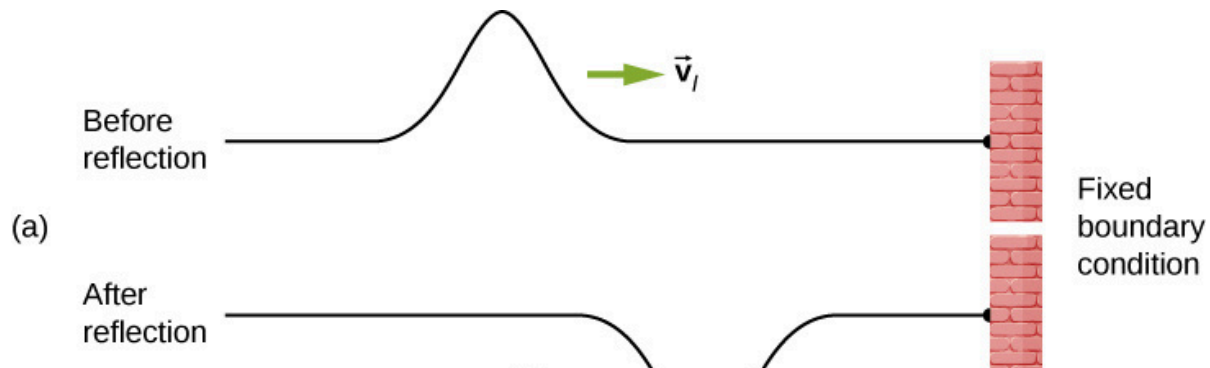
# Waves and Sound

## Reflection of waves

- A wave reflected at an open ( or free ) end does not undergo any phase change.



- A wave reflected at closed end ( or a fixed end ) undergoes a phase change of  $\pi$ .



# Waves and Sound

## Formation of stationary waves

A stationary wave is formed when two waves of same amplitude and wavelength, propagating in opposite directions, superimpose each other.

A wave propagating along negative  $x$ -direction may be given by the relation

Upon reflection at a fixed end, the reflected wave is given by the relation

Using principle of superposition we get

[Click here for simulation](#)

- Amplitude depends on position of a particle
- Depending on the superimposing waves, the stationary wave equation may contain other combinations of sine or cosine functions

# Waves and Sound

## Nodes and antinodes

Displacement of a particle in a stationary wave is given by the relation

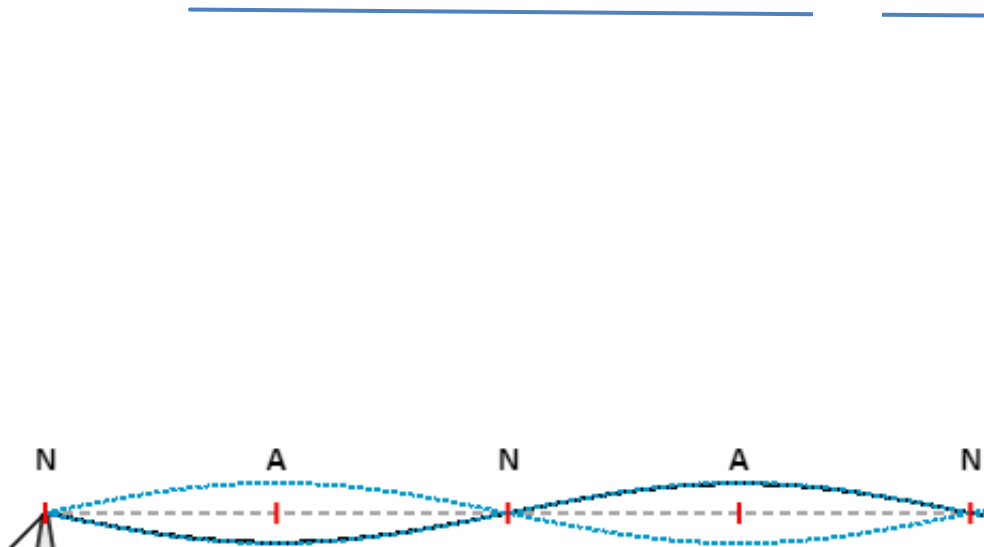
Amplitude of a particle is determined by its location (  $x$  )

### Nodes

These are the points where amplitude of particles is zero.

### Antinodes

These are the points where amplitude of particles is the maximum (  $2A$  ).



# Waves and Sound

## Stationary waves in a stretched string

Consider a string of length  $L$  and linear density  $m$  ( mass per unit length ) under tension  $T$ . A transverse wave generated in the string propagates along it and upon reflection at the fixed end, undergoes a phase change of  $\pi$ . A stationary wave is formed when the incident and the reflected waves superimpose each other.



[Click here for simulation](#)

A wave propagating along negative  $x$ -direction may be given by the relation

Comparing general equation of velocity of a wave to the velocity of transverse wave in a stretched string we get

The reflected wave is given by

---

Using principle of superposition, the resultant wave is given by

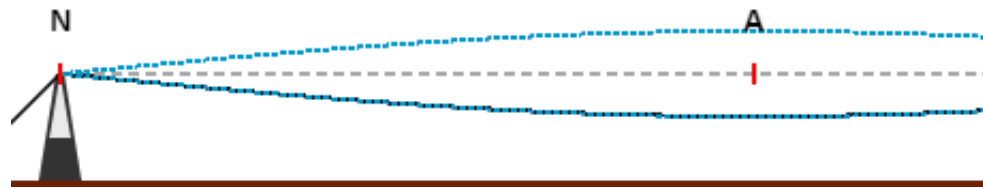
Frequency of vibration can be calculated using the above equation and wavelength in each mode of vibration.

## Laws of transverse vibrations in a stretched string

1. The fundamental frequency of a stretched string is inversely proportional to the length of vibrating segment, when tension in the string and its linear density are held constant.
2. The fundamental frequency of a stretched string is directly proportional to the square root of tension in the string, when length of vibrating segment and its linear density are held constant.
3. The fundamental frequency of a stretched string is inversely proportional to the square root of linear density of the string, when length of vibrating segment and tension are held constant.

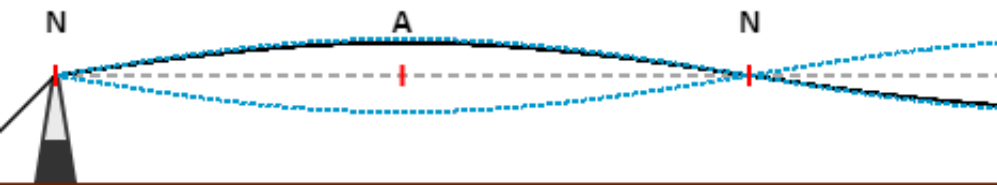
# Waves and Sound

1<sup>st</sup> mode of vibration



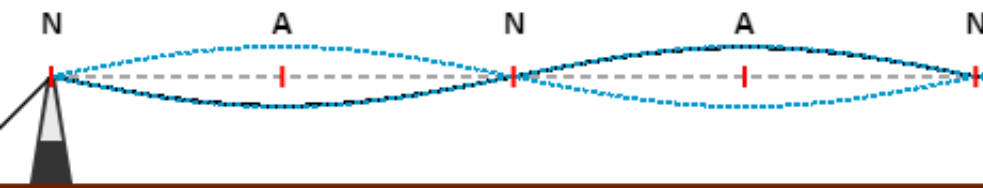
Fundamental frequency  
or 1<sup>st</sup> harmonic

2<sup>nd</sup> mode of vibration



2<sup>nd</sup> harmonic

3<sup>rd</sup> mode of vibration



3<sup>rd</sup> harmonic

- In a stretched string both odd & even harmonics of fundamental frequency are produced.

# Waves and Sound

## For the stationary waves formed in a stretched string

- Fundamental frequency of a stretched string is given by
- Both odd and even harmonics are produced
- Ratio of frequencies generated is  $n_1 : n_2 : n_3 : n_4 = 1 : 2 : 3 : 4$
- Frequency of  $m^{\text{th}}$  harmonic is equal to frequency of  $(m - 1)^{\text{th}}$  overtone
- Fundamental ( and the higher frequencies ) depend on length of the string , tension in the string and its linear density.
- Nodes are always formed at the fixed ends
- Distance between two adjacent nodes ( or antinodes ) is  $l/2$
- Distance between a node and the nearest antinode is  $l/4$

### Note :

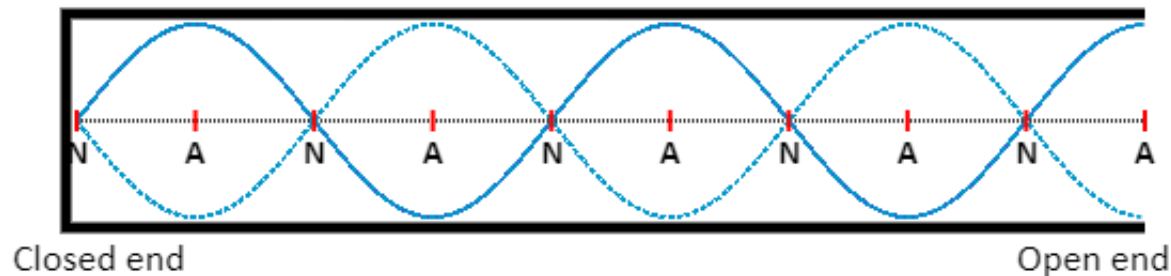
[Click here for simulation](#)

- Fundamental frequency is the lowest frequency produced in the arrangement
- Harmonics are integral multiples of fundamental frequency
- Any frequency higher than the fundamental frequency is called an overtone.

# Waves and Sound

## Stationary waves in a closed organ pipe

An organ pipe is said to be closed when it is open at one end and closed at the other. A stationary wave is formed in a closed pipe when the incident wave superimposes with the wave reflected at the closed end. In any mode of vibration, an antinode is always formed at the free end and a node is always formed at the closed end.



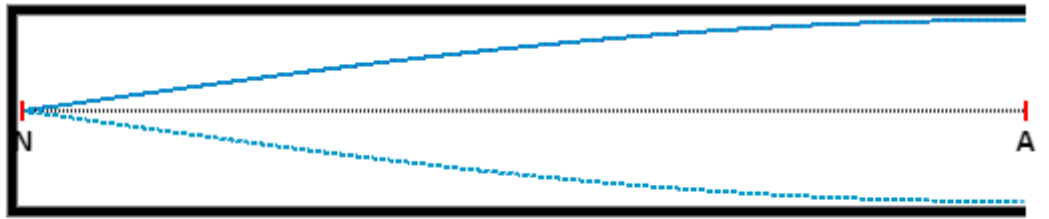
[Click here for simulation](#)

Relation between velocity of wave ( $v$ ), wavelength ( $\lambda$ ) and the frequency ( $n$ ) is

Frequencies of the harmonics produced by a closed pipe can be determined by obtaining wavelength of each mode of vibration in terms of length ( $L$ ) of the pipe.

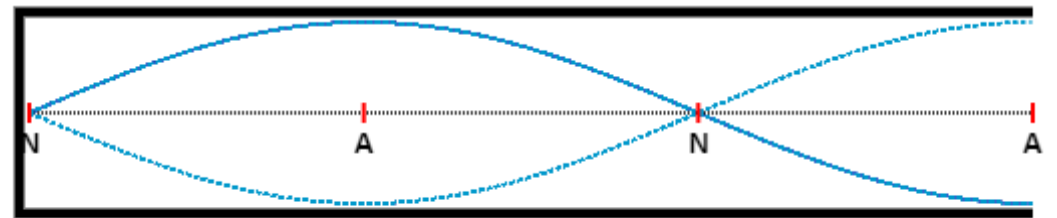
# Waves and Sound

## 1<sup>st</sup> mode of vibration



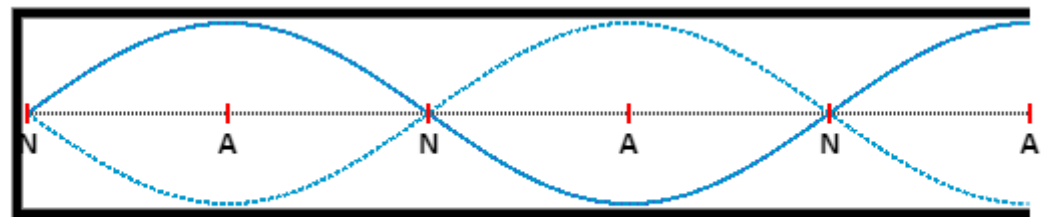
Fundamental frequency  
or 1<sup>st</sup> harmonic

## 2<sup>nd</sup> mode of vibration



3<sup>rd</sup> harmonic

## 3<sup>rd</sup> mode of vibration



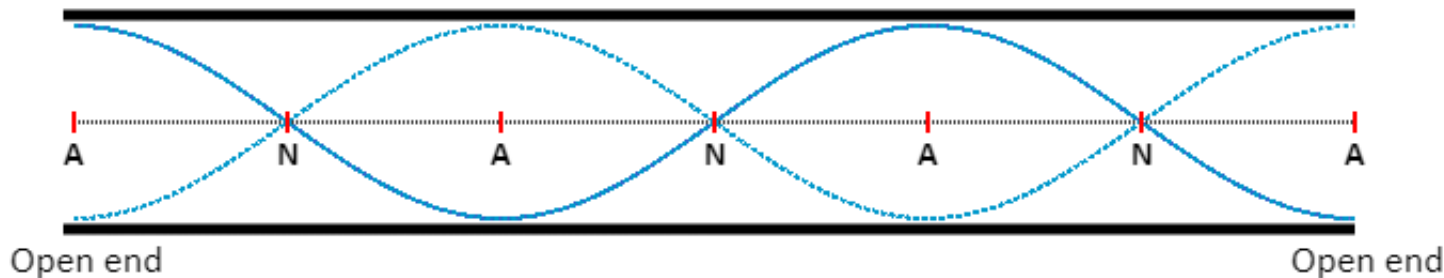
5<sup>th</sup> harmonic

- In a closed pipe only odd harmonics of fundamental frequency are produced.

# Waves and Sound

## Stationary waves in an open organ pipe

An organ pipe is said to be open when it is open at both the ends. A stationary wave is formed in an open pipe when the incident wave superimposes with the wave reflected at the open end. In any mode of vibration antinodes are always formed at both the free ends of the pipe.



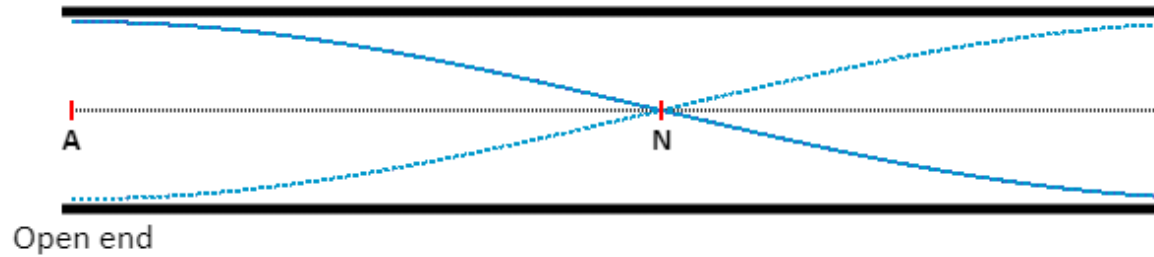
[Click here for simulation](#)

Relation between velocity of wave ( $v$ ), wavelength ( $\lambda$ ) and the frequency ( $n$ ) is

Frequencies of the harmonics produced by a closed pipe can be determined by obtaining wavelength of each mode of vibration in terms of length ( $L$ ) of the pipe.

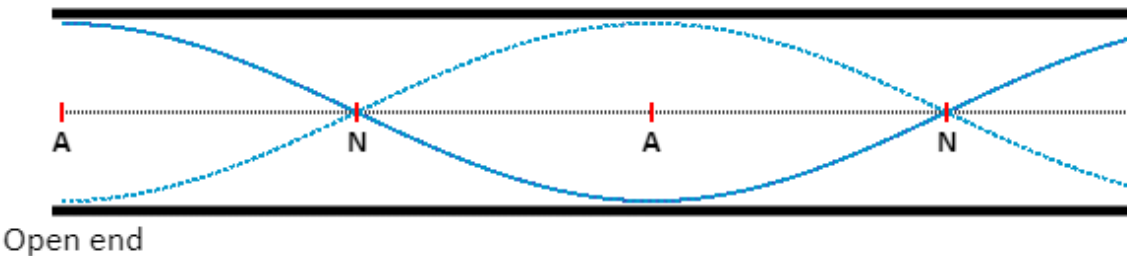
# Waves and Sound

## 1<sup>st</sup> mode of vibration



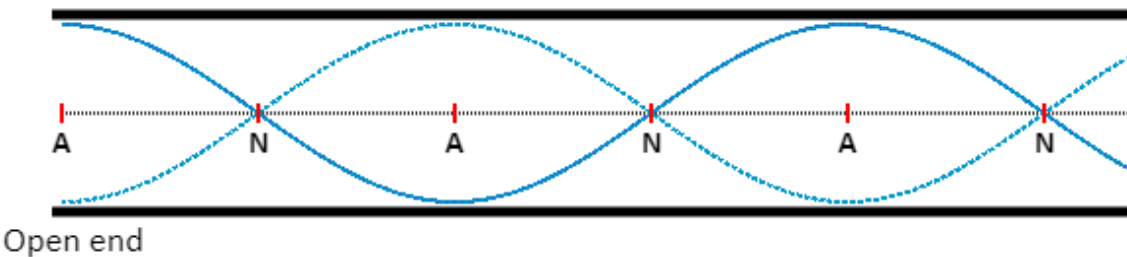
Fundamental frequency  
or 1<sup>st</sup> harmonic

## 2<sup>nd</sup> mode of vibration



2<sup>nd</sup> harmonic

## 3<sup>rd</sup> mode of vibration



3<sup>rd</sup> harmonic

- In an open pipe both odd and even harmonics of fundamental frequency are produced.

# Waves and Sound

## A comparative summary of stretched string, open pipe and closed pipe

### Stretched string

Nodes formed at both the fixed ends

Fundamental frequency

---

Higher frequencies

Odd and even harmonics

### Open pipe

Antinodes formed at both the open ends

Fundamental frequency

Higher frequencies

Odd and even harmonics

### Closed pipe

Nodes at closed end and antinodes at open end

Fundamental frequency

Higher frequencies

Only odd harmonics

# Waves and Sound

Natural oscillations or free oscillations : Oscillations or vibrations of a body when subjected to an impulsive force.

Example : Striking a drum, plucking a string etc.

Natural frequency: Frequency of natural vibrations ( or oscillations ) of a body.

Forced oscillations : Oscillations or vibrations of a body when subjected to an external periodic force.

Example : waving flag,

Resonance: It is a special case of forced vibrations in which frequency of external periodic force is equal to the natural frequency of the body resulting in vibrations of increased amplitude.

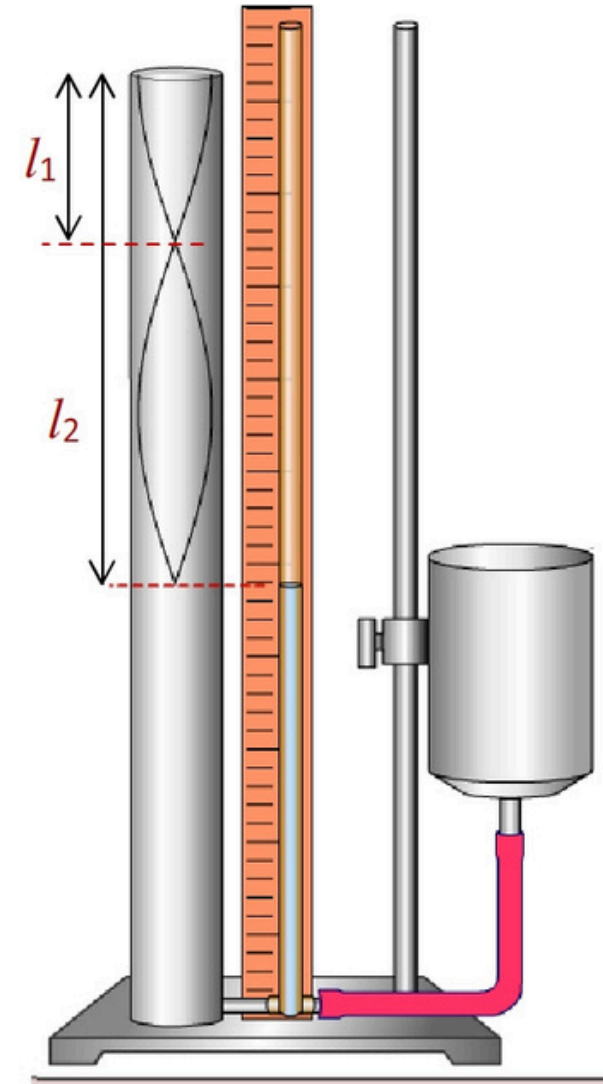
Examples :

# Waves and Sound

## Resonance air column apparatus

Principle : Resonance of tuning fork with stationary waves formed in the air column of a closed pipe

- Water level in the pipe is varied using the reservoir.
- At each level the excited tuning fork of frequency  $n$  is placed near the open end of the pipe.
- Formation of stationary waves at a particular level is confirmed by observing a booming sound due to resonance.
- Length of air column when the first resonance is heard is called first resonating length ( $l_1$ ).
- Length of air column ( after lowering the water level further ) when the second resonance is heard is called second resonating length ( $l_2$ ).
- Velocity of sound ( at room temperature ) is obtained using the relation



[Click here for simulation](#)

# Waves and Sound

## Resonance air column apparatus

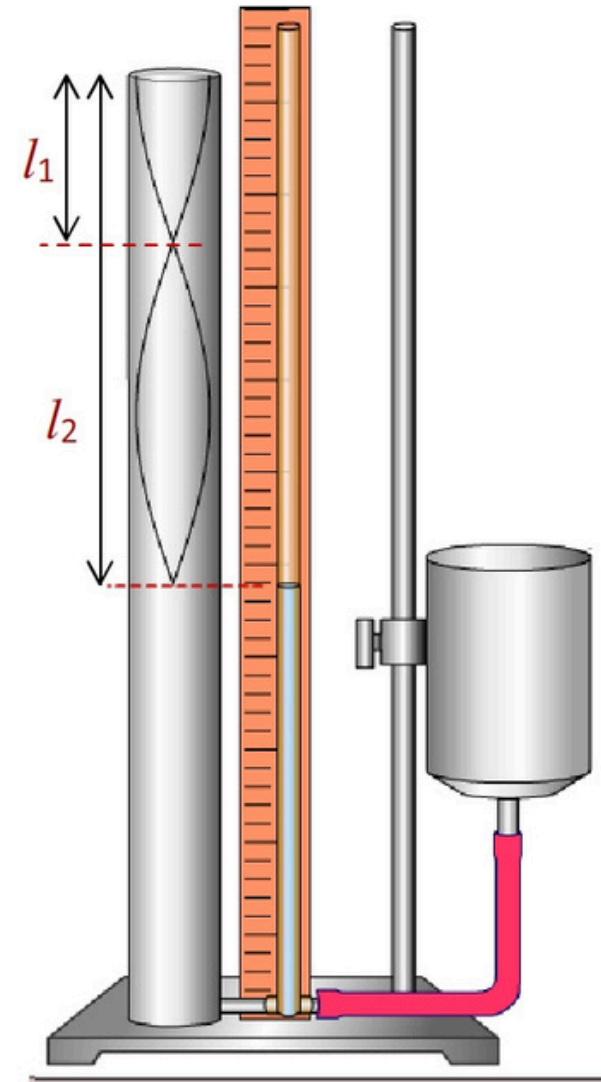
Antinode of stationary waves formed in the closed pipe lie slightly beyond the closed end. This is taken into account using end correction ( $e$ )

At the first resonating length

At the second resonating length

Subtracting equation (i) from equation (ii)

Using  $v = n \lambda$  we get



# Waves and Sound

## Velocity of sound at 0°C

Velocity of sound in air is given by

Representing the temperature in centigrade scale as  $t$  we get

Using the ideal gas equation

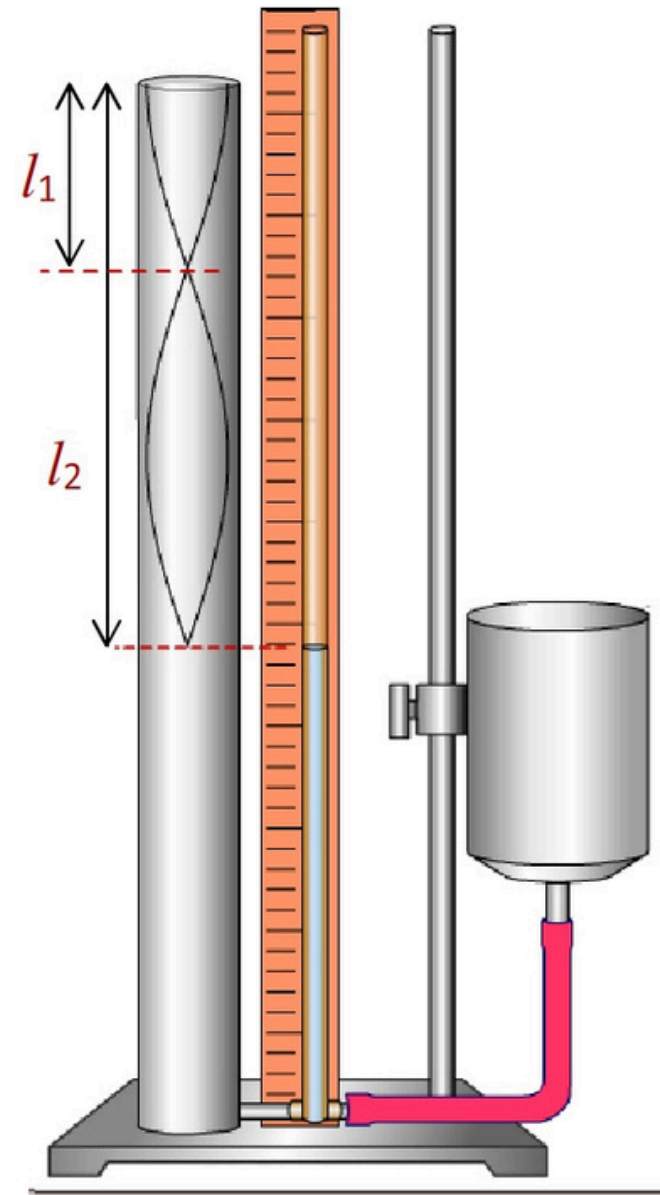
---

Velocity of sound at 0°C and at any other temperature may be compared as

## Resonance air column apparatus

### Sources of errors in measurement

- Random error associated with determination of resonating lengths  
This is minimized by taking the average of a number of trials for reach resonating length
- Systematic error in measurement of resonating lengths  
This is minimized by checking alignment of scale and the upper end of pipe
- Systematic error due to antinode formed beyond the open end of pipe  
This is minimized by making the end correction



# Waves and Sound

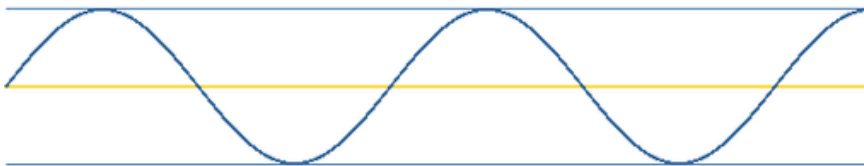
## Progressive waves

Energy is transferred from one point to the other

All particles have the same amplitude irrespective of the position

Adjacent particles have a constant phase difference

Shortest distance between two particles in phase is  $\lambda$



[Click here for simulation](#)

## Stationary waves

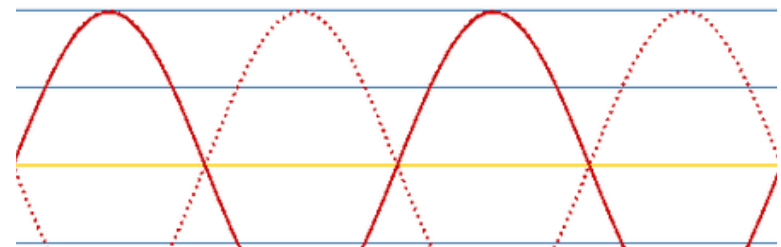
There is not net transfer of energy from one point to another

Amplitude of a particle depends on its position. Particles at nodes have zero amplitude and particles at antinodes have the maximum amplitude

Any two particles in a loop, equidistant on either side of an antinode, are in phase.

Any two particles in adjacent loops, equidistant on either side of a node have a phase difference of  $\pi$ .

Distance between two adjacent nodes ( or antinodes ) is  $\lambda/2$



# Waves and Sound

---

sigmaprc@gmail.com

sigmaprc.in

